

6500 Series Cylindrical Lever Lock



Table of Contents

6500 Series Cylindrical Lever Lock



Overview..... 3

Certifications.....4

Lever & Rose Designs 5

Functions.....6-7

Cylinders.....8

Latches.....9

Strikes 10

Options..... 11-12

Finishes, How to Order 13

Copyright © 2004-2023, Sargent Manufacturing Company. All rights reserved. Reproduction in whole or in part without the express written permission of Sargent Manufacturing Company is prohibited.

On The Cover

- 65G05 x KL Entrance Function

Overview

6500 Series Cylindrical Lever Lock

SARGENT
ASSA ABLOY

Designed for increased usability, the 6500 Line standard duty key-in-lever lock exceeds ANSI/BHMA Grade 2 standards. It installs easily and is available in eight functions and seven different finishes to match existing facility aesthetics.



Specifications

For Doors	1-3/8" (35mm) to 1-3/4" (44mm) only
Backset	2-3/4" (70mm) standard 2-3/8" (60mm) optional (20- option)
Cylindrical Housing	Steel zinc dichromate finish
Front	Wrought brass and stainless steel 2-1/4" (57mm) x 1-1/8" (29mm)
Strike	800 Curved Lip, Brass or Stainless Steel Standard 808 ANSI Curved Lip available (28- option) 505 Full Lip strike available (14- option)
Hand	Universal, non-handed
Latch	Brass 1/2" (13mm) throw
Keys	Two, nickel silver
Cylinder	Brass, 6- pin, LA keyway standard
Finishes	03, 04, 10B, 10BE, 26, 26D, BSP
Door Prep	ANSI/BHMA A156.115
Minimum Stile	4-1/2" (114mm)



Certifications

6500 Series Cylindrical Lever Lock

SARGENT**ASSA ABLOY**

Certification Compliance

ANSI/BHMA	Certified ANSI/BHMA A156.2 (2017) Series 4000 — Grade 2
UL/cUL	UL/cUL Certified to UL10C/ULC-S104 for 3 Hour Doors
NFPA 80	Conforms for life safety and property protection, Standard for Fire Doors and Other Opening Protectives
Positive Pressure	Meets ANSI/UL 10C, Positive Pressure Fire Test of Door Assemblies
ADA	All levers conform to ADA clear opening width requirements of ANSI A117.1
California State Reference Code (Formerly Title 19, California State Fire Marshal Standard)	All levers with returns comply; levers return to within 1/2" (13mm) of door face
Windstorm/Hurricane	All individual components of a total door opening are required to comply with each code.

Any retrofit or other field modification to a fire rated opening can potentially impact the fire rating of the opening, and Sargent Manufacturing Company makes no representations or warranties concerning what such impact may be in any specific situation. When retrofitting any portion of an existing fire rated opening, or specifying and installing a new fire-rated opening, please consult with a code specialist or local code official (Authority Having Jurisdiction) to ensure compliance with all applicable codes and ratings.

Windstorm Certifications: Florida Building Codes & UL Listings

SARGENT Manufacturing's products meet building codes that require hurricane and windstorm certifications, including some of the most stringent building codes as specified in the Florida Building Code, Miami Dade Code and the International Building Code. Listed below are certifications and standards met by the 6500 Series lock.

Florida Building Code: FL2998

UL Certification Directory: ZHEM.R21744 – Latching Hardware

ANSI/SDI A250.13 (2014)	"Testing and Rating of Severe Windstorm Resistant Components for Swinging Door Assemblies"
ASTM E330 (2002)	"Standard Test Method for Structural Performance of Exterior Windows, Doors, Skylights and Curtain Walls by Uniform Static Air Pressure Difference"*
ASTM E1886 (2005)	"Standard Test Method for Performance of Exterior Windows, Curtain Walls, Doors, and Impact Protective Systems Impacted by Missile(s) and Exposed to Cyclic Pressure Differentials"*
ASTM E1996 (2009)	"Standard Specification for Performance of Exterior Windows, Curtain Walls, Doors and Impact Protective Systems Impacted by Windborne Debris in Hurricanes"*
(TAS) 201 (1994)	"Impact Test Procedures"*
(TAS) 202 (1994)	"Standard Test Method for Structural Performance of Exterior Windows, Doors, Skylights and Curtain Walls by Uniform Static Air Pressure Difference"*
(TAS) 203 (1994)	"Criteria for Testing Products Subject to Cyclic Wind Pressure Loading"*

* Published in the 7th Edition (2020), "Florida Building Code" (FBC), State Product Approval Number FL2998

UL Certification Directory: ZHLL.R21744 – Products for Use in Windstorm-rated Assemblies

Certifications to meet assembly requirements are done in conjunction with doors from ASSA ABLOY Group companies CECO DOOR and CURRIES.

ASTM E330 (2002)	"Standard Test Method for Structural Performance of Exterior Windows, Doors, Skylights and Curtain Walls by Uniform Static Air Pressure Difference"
ASTM E1886 (2005)	"Standard Test Method for Performance of Exterior Windows, Curtain Walls, Doors, and Impact Protective Systems Impacted by Missile(s) and Exposed to Cyclic Pressure Differentials"
ASTM E1996 (2009)	"Standard Specification for Performance of Exterior Windows, Curtain Walls, Doors and Impact Protective Systems Impacted by Windborne Debris in Hurricanes"

Lever & Rose Designs

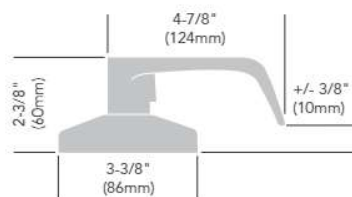
6500 Series Cylindrical Lever Lock

SARGENT
ASSA ABLOY

Standard Lever/Rose

KL Design

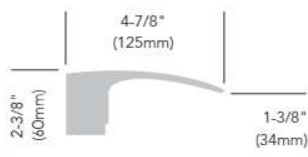
- Rose: K — Wrought
- Lever: L — Solid Cast



Special Order

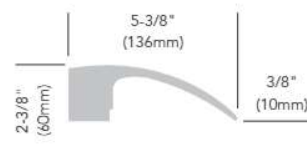
B Lever Design

- Lever: B — Solid Cast



P Lever Design

- Lever: P — Solid Cast



Functions

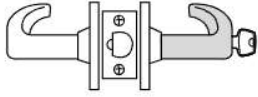
6500 Series Cylindrical Lever Lock

SARGENT

ASSA ABLOY

Single Cylinder Functions

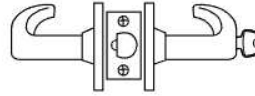
04 Storeroom or Closet



65G04

- Deadlocking latch
- Latch by lever inside or key outside
- Outside lever rigid at all times
- **ANSI/BHMA F86**

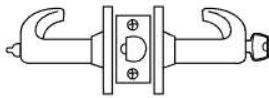
37 Classroom



65G37

- Deadlocking latch
- Latch by either lever unless outside lever is locked by key
- Key in outside lever locks or unlocks outside lever
- Inside lever always operative
- **ANSI/BHMA F84**

05 Entrance or Office



65G05

- Deadlocking latch
- Latch by either lever unless outside lever is locked by push/turn button in inside lever
- Push button released by key outside or lever inside
- Turn button must be released manually
- Key retracts latch when outside lever is locked
- **ANSI/BHMA F109**

Functions

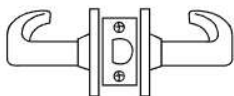
6500 Series Cylindrical Lever Lock

SARGENT

ASSA ABLOY

Non-Cylinder Functions

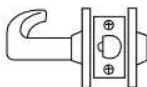
15 Passage



65U15

- Latch by either lever
- ANSI/BHMA F75

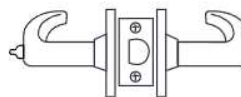
15-3 Exit or Communicating (Special Order)



65G15-3

- Deadlocking latch
- Blank rose outside
- Latch by lever inside
- Minimum clearance of 1-1/2" (38mm) between double doors

65 Privacy/Bathroom



65U65

- Latch by either lever unless outside lever is locked by push button in inside lever
- Turning inside lever or closing door releases button
- Emergency button in outside lever unlocks, with use of a blade screwdriver outside lever and releases inside button
- Bathroom key (P/N 6267EMK) supplied only when ordered separately
- ANSI/BHMA F76A

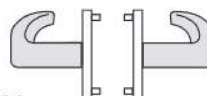
93 Single Lever Pull



65U93

- For wood or custom hollow metal doors
- Lever and rose attached by three surface applied screws

94 Double Lever Pull



65U94

- For wood or custom hollow metal doors
- Lever and rose both sides through-bolted and three surface applied screws each side

Cylinders

6500 Series Cylindrical Lever Lock

SARGENT

ASSA ABLOY

Cylinders

- Finishes: 04, 15, BSP

Type	Pins	Standard Cylinder	Interchangeable Core [^]	
			Large Format	Small Format
Conventional	6	C10-1	6300	7300B
	7	N/A	N/A	7P-7300B
Signature	6	10-C10-1	10-6300	N/A
XC	6	11-C10-1	11-6300	N/A
	7	N/A	N/A	11-7P-7300B
Degree® DG1	6	DG1-C10-1	DG1-6300	N/A
Degree® DG2	6	DG2-C10-1	DG2-6300	N/A
Degree® DG3	6	DG3-C10-1	DG3-6300	N/A

All cylinders are supplied with 2 nickel silver change keys.
When cylinders are ordered keyed to 5 pin systems, the (6th) last chamber will be empty.

Cylinders are supplied 1-bitted unless specified keyed random or master keyed. For master keyed orders provide keying details as requested on SARGENT Keyed Order Lead Sheets, located in the price book or contact customer service.

To order cylinders separately, specify part number x keyway x finish (i.e. C10-1 x LA x 15)

[^]Locks will be provided with the applicable tailpiece per the type interchangeable and/or removable core being used.

For example standard cores and XC cores require different tailpieces. When ordering complete locks, the appropriate option code must be specified in accordance to the permanent core being used.



C10-1



6300



7P-7300B

Cylinders with Competitive Keyways

Competitive Keyway	Part Number
Schlage® C	SC-C10-1
Schlage® E	SE-C10-1

These cylinders are 6-pin, 0-bitted and supplied with two brass key blanks. Cylinders include tail piece.

Refer to Cylinders and Components catalog for more information.

Interchangeable Core Tailpieces (replacement parts)

Used with:	Type	P/N
6300	LFIC Conventional	10-0239
10-6300	LFIC Signature	
11-6300	LFIC XC	10-3429
DGX-6300	LFIC Degree®	
7300B	SFIC 6Pin	10-0239
7P-7300B	SFIC 7 Pin	10-0240
11-7P-7300B	SFIC XC	10-3138

Note: Tailpieces included with lock.

See pages 11-12 for cylinder options when ordered with locks.

Latches

6500 Series Cylindrical Lever Lock

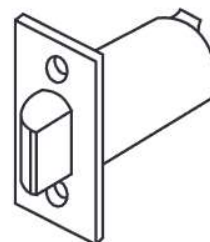
SARGENT
ASSA ABLOY

Latches

- Finishes: 03, 04, 10B, 10BE, 32D, BSP

Plain/Unguarded Latch - 65U15, 65U65:

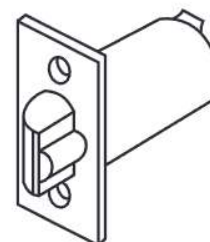
Part No.	Front	Front Width	Backset	Throw
05-2185	Square Corner	1" (25mm)	2-3/8" (60mm)	1/2" (13mm)
05-2183	Square Corner	1-1/8" (29mm)	2-3/4" (70mm)	1/2" (13mm)



Plain/Unguarded

Deadlocking/Guarded Latch - All Other Functions:

Part No.	Front	Front Width	Backset	Throw
05-2184	Square Corner	1" (25mm)	2-3/8" (60mm)	1/2" (13mm)
05-2182	Square Corner	1-1/8" (29mm)	2-3/4" (70mm)	1/2" (13mm)



Deadlocking/Guarded

Strikes

6500 Series Cylindrical Lever Lock

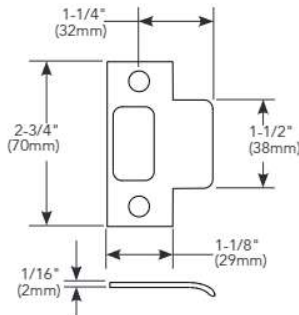
SARGENT

ASSA ABLOY

Strikes

- Finishes: 03, 04, 10B, 10BE, 32D, BSP

2-3/4" Curved Lip Strike (Standard)

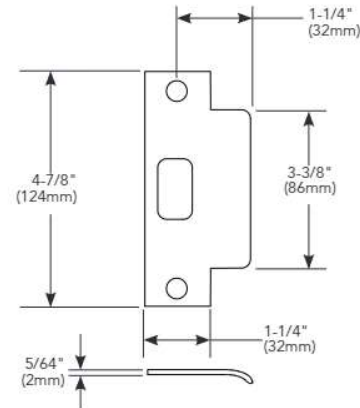


Furnished standard with 1-1/4" (32mm) curved lip from center of strike screw holes to end of lip.

To order strike separately, specify 800 strike x finish x lip length.

Lip lengths – 1" (25mm), 1-1/4" (32mm), 1-1/2" (38mm), 1-3/4" (44mm) and 2" (51mm)

4-7/8" Curved Lip Strike (28- Option)



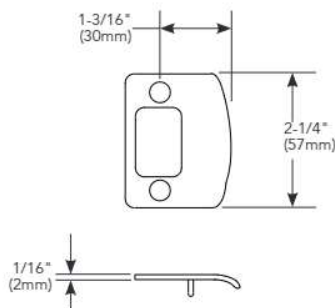
Conforms to ANSI standard.

Furnished standard with curved lip 1-1/4" (32mm) from center of strike screw holes to end of lip.

To order strike separately, specify 808 strike x finish x lip length.

Lip lengths: 7/8" (22mm), 1-1/8" (29mm), 1-1/4" (32mm), 1-3/8" (35mm), 1-5/8" (42mm), 1-7/8" (48mm), 2-1/8" (54mm), 2-3/8" (60mm), 2-5/8" (66mm), 2-7/8" (73mm) and 3" (76mm)

2-1/4" Full Lip Strike (14- Option)



Lip length 1-3/16" only

To order strike separately, specify 505 strike x finish x lip length.

Options

6500 Series Cylindrical Lever Lock

SARGENT
ASSA ABLOY

Mechanical Options

Strike	14-	Full Lip strike # 505
Backset Options	20-	2-3/8" Backset
Strike	28-	4-7/8" Curved Lip Strike
Tactile Warning Options	85-	Tactile Warning - abrasive coating finish on inside lever
	86-	Tactile Warning - abrasive coating finish on outside lever
	87-	Tactile Warning - abrasive coating finish on both levers

Cylinder Options

Conventional Cylinder	—	Standard
Degree Key System	DG1-	Sargent Degree Key System Level 1 (bump resistant with patented keys)
	DG1-21-	Degree Level 1 Construction Master Keying
	DG1-60-	Degree Level 1 Removable Disposable Construction Core
	DG1-63-	Degree Level 1 Removable Core
	DG1-64-	Degree Level 1 Removable Construction Keyed LFIC
	DG1-65-	Degree Level 1 Unassembled/Uncombined Fixed Core Component Cylinder (packed loose for field keying)
	DG1-63-65-	Degree Level 1 Unassembled/Uncombined Removable Core LFIC (packed loose for field keying)
	DG2-	Sargent Degree Key System Level 2 (geographically exclusive; bump and pick resistant)
	DG2-21-	Degree Level 2 Construction Master Keying
	DG2-60-	Degree Level 2 Removable Disposable Construction Core
	DG2-63-	Degree Level 2 Removable Core
	DG2-64-	Degree Level 2 Removable Construction Keyed LFIC
	DG2-65-	Degree Level 2 Unassembled/Uncombined Fixed Core Component Cylinder (packed loose for field keying)
	DG2-63-65-	Degree Level 2 Unassembled/Uncombined Removable Core LFIC (packed loose for field keying)
	DG3-	Sargent Degree Key System Level 3 (geographically exclusive; UL437 certified; bump and pick resistant)
	DG3-21-	Degree Level 3 Construction Master Keying
	DG3-60-	Degree Level 3 Removable Disposable Construction Core
	DG3-63-	Degree Level 3 Removable Core
	DG3-64-	Degree Level 3 Removable Construction Keyed LFIC
Signature Key System	10-**	SARGENT Signature Key System
	10-21-	SARGENT Signature Construction Key System (Lost Ball)
Signature: Large Format Interchangeable Core (Removable Core)	10-63-	SARGENT Signature LFIC (Removable Core) Cylinder
XC- Key System	11-	XC Key System (not available with other Key Systems, unless specified)
	11-21-	XC- Construction Key System (Lost Ball)

Note: When tying into existing key systems contact Key Records for compatibility

** Available to match existing key systems, not recommended for Grade 2 applications

Copyright © 2004-2023, Sargent Manufacturing Company. All rights reserved. Reproduction in whole or in part without the express written permission of Sargent Manufacturing Company is prohibited.

Cylinder Options (continued)

XC- Large Format Interchangeable Core (Removable Core)	11-60-	Hardware to accept XC- Permanent LFIC (Removable Core), Disposable plastic core provided
	11-63-	Hardware provided with XC- LFIC (Removable Core) Cylinder – (Includes masterkeying, grand masterkeying)
	11-64-	Hardware provided with Keyed construction core to accept XC- LFIC (Removable) Permanent Core (ordered separately)
XC- Small Format Interchangeable Cores	11-70-7P	11-70-7P Hardware to accept XC- SFIC (7-Pin) XC- Permanent Cores, plastic disposable core provided
	11-72-7P	Hardware to accept XC- SFIC (7-Pin Keyed Construction Core provided) cylinder Permanent core ordered separately
	11-73-7P	Hardware supplied with XC- Small Format 7-Pin interchangeable core (Includes masterkeying, grand masterkeying)
	11-65-73-7P	Hardware provided to accept XC- Uncombined 7-Pin SFIC (Permanent) Core — (Packed Loose)
Construction Key Systems	21-	SARGENT Lost Ball Construction Keying for Conventional, XC and Signature Series (N/A with 63- or 73-)
	22-	SARGENT Construction Split Key System for Conventional Cylinders (existing systems only) (N/A with 10-, 11-, 63- or 73-)
Large Format Interchangeable Core (Removable Core)	60-	Hardware to accept SARGENT Permanent LFIC (Removable Core), disposable plastic core provided (Permanent Cores Ordered Separately)
	63-	Hardware provided with LFIC (Removable Core) Cylinder — (includes masterkeying, grand masterkeying)
	64-	Hardware provided with Keyed construction core to accept LFIC (removable) Permanent Core (ordered separately)
Small Format Interchangeable Cores	70-	Hardware to accept 6 or 7-Pin SFIC permanent cores, plastic disposable core provided
	72-	Hardware to accept 6 or 7-Pin SFIC (Keyed Construction Core provided) Cylinder (permanent core ordered separately)
	73-	Hardware supplied with 6-Pin SFIC (includes masterkeying, grand masterkeying)
	65-73-	Hardware provided to accept Uncombined 6-Pin SFIC (permanent) core — (packed loose for field keying)
	65-73-7P	Hardware provided to accept Uncombined 7-Pin SFIC (permanent) core — (packed loose for field keying)
	73-7P	Hardware supplied with Small Format 7-Pin Interchangeable Core (includes masterkeying, grand masterkeying)
Bump Resistant	BR-	Bump Resistant Cylinder (available with Conventional & Conventional XC Cylinders only)
Keyed Different	KD-	Cylinders provided keyed differently/random
Less Cylinder	LC-	Lock supplied less Cylinder
Schlage Keyways	SC-	Schlage C keyway cylinder, 0 bitted
	SE-	Schlage E keyway cylinder, 0 bitted

Note: When tying into existing key systems contact Key Records for compatibility

Finishes/How to Order

6500 Series Cylindrical Lever Lock

SARGENT #	Descriptions	ANSI/BHMA
03	Polished brass, clear coated	605
04	Satin brass, clear coated	606
10B	Oxidized bronze, oil rubbed	613
10BE	Dark Oxidized Satin Bronze - equivalent	613E
26	Polished chrome	625
26D	Satin chrome	626
BSP	Black suede powder coat	BSP

Zinc levers are plated to match ANSI/BHMA finish.

Split finishes available on all functions:

- Specify outside first i.e. 65G05 x KL x 26D x 03 x RH
- Handing must be specified
- Strike and latch front will match the following:
RH & LH = inside finish
RHR & LHR = outside finish

Lock Finish	Cylinder/Core*
03, 04, 10B, 10BE	04
26, 26D	15
BSP	BSP

*Finish when cylinder provided with lock

How to Order

28	65	G05	K	L	26D
Options	Line	Functions	Rose	Lever	Finish
Page 10		G04			03
		G05			04
		U15			10B
		G37			10BE
		U65			26
		U65			26D
		U94			BSP

Special Order

The B & P Levers, the 15-3 function and split finishes are available as special orders, please contact SARGENT for details.

Packaging

65G05 KL	4 lbs.	1/box
65G05 KL	41 lbs.	10 boxes/case

The ASSA ABLOY Group is the global leader in access solutions. Every day, we help billions of people experience a more open world.

ASSA ABLOY Opening Solutions leads the development within door openings and products for access solutions in homes, businesses and institutions. Our offering includes doors, frames, door and window hardware, mechanical and smart locks, access control and service.



SARGENT Manufacturing Company
100 Sargent Drive
New Haven, CT 06511 USA
800-727-5477
www.sargentlock.com

Founded in the early 1800s, SARGENT® is a market leader in locksets, cylinders, door closers, exit devices, electro-mechanical products and access control systems for new construction, renovation, and replacement applications. The company's customer base includes commercial construction, institutional, and industrial markets.
Copyright © 2004-2023, SARGENT Manufacturing Company. All rights reserved. Reproduction in whole or in part without the express written permission of SARGENT Manufacturing Company is prohibited. Patent pending and/or patent www.assaabloydss.com/patents.