

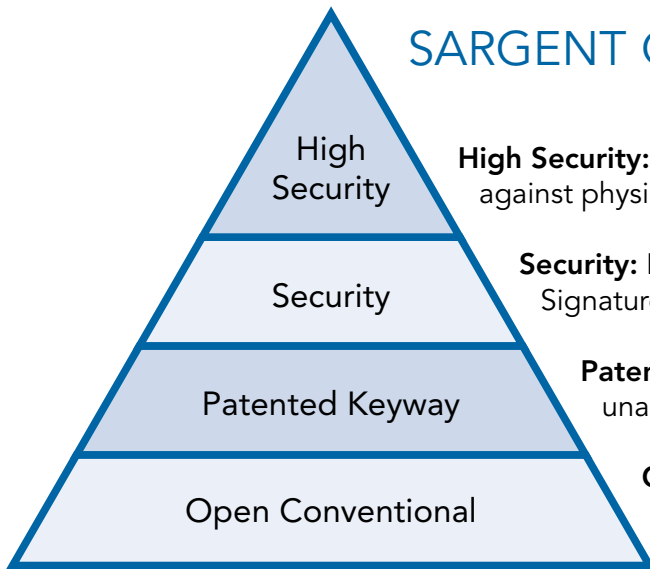
# XC Series Cylinders



### Table of Contents

Key Management Software ..... 3  
Features, Benefits & Components ..... 4  
Bored & Auxiliary Lock Cylinders ..... 5  
Mortise/Rim Cylinders, Rosettes & Blocking Rings ..... 6  
11-6300 Series Large Format Interchangeable Cores (Removable) ..... 7  
11-6300 Cylinder/Lock Conversion Parts, Tools & Accessories ..... 8  
11-7P-7300B Small Format Interchangeable Cores ..... 9  
Construction Master Keying ..... 10  
Key Control Comparison & Key Blanks ..... 11  
Cylinders & Components ..... 12  
Architectural Specifications & How to Order ..... 13

## SARGENT Cylinder & Key Control Products



**High Security:** UL437 Drill & Pick-Resistant Systems offer protection against physical attacks. Includes Degree DG3, and UL-Keso.

**Security:** Protection against picking. Includes Degree DG2, Signature and Keso.

**Patented Keyway:** Keys are protected against unauthorized duplication. Includes Degree DG1.

**Open Conventional:** Legacy systems whose patents have run out and are not protected.

See product catalogs for more information

### On the Cover

- XC 41 Mortise Cylinder
- XC 7P-7300B Small Format Interchangeable Core
- XC 10 Line Cylinder

Copyright © 2004-2022, SARGENT Manufacturing Company. All rights reserved. Reproduction in whole or in part without the express written permission of SARGENT Manufacturing Company is prohibited. Patent pending and/or patent www.assaabloydss.com/patents.

# KeyWizard® Key Management Software

XC Series

**SARGENT**  
**ASSA ABLOY**

## **SARGENT'S KeyWizard® 5.5 Software Package Tracks Multiple Key Systems Including Keys, Keyholders, Locations, and Hardware Information**

This comprehensive key management software package was developed for locksmiths and end-users to track detailed information.

The program features easy to navigate, non-cluttered screens and uses a format similar to Microsoft® Outlook™.



### Features:

- Free Technical Support at 1-800-610-1706 and system upgrades for 1 year
- Website support at [www.keywizard.net](http://www.keywizard.net)
- Multi-level passwords and access levels
- Clear, easy to read screens
- Manages multiple end user key systems
- Customized query, reporting and search capability
- Global searching across multiple key systems
- Comprehensive hardware schedules
- Keyholder photos and signatures for identity verification
- Scheduled maintenance and reminders for overdue keys and back-ups
- Accurate key symbol sorting
- Multi-level key authorizations and key deposits
- Network and stand-alone versions
- Pinning calculators
- Reports options including printing in a variety of formats and e-mail
- Cylinder and key random serial ID generator
- Key authorization forms that can be printed at will
- Editable field titles
- Ability to connect to a website and search for any updates

### How to order for new users:

Single License Version — KW-SS1  
Network Version — KW-SSN1  
Demonstration Version — KW-DEMO1

### How to order, if upgrading from KeyMinder\*:

Single License Version — UP-KW-SS1  
Network Version — UP-KW-SSN1

\*consult factory for eligibility requirements

### Keying Data

Keying data (key sets and bittings) is available for order with new or existing systems to eliminate the need for manual data entry into Key Wizard. Place order based on size of system.

Part Number	Description
DLKW1	1 to 50 bittings
DLKW2	51 to 200 bittings
DLKW3	201 to 1000 bittings
DLKW4	1001-3000 bittings
DLKW5	3001-6000 bittings
DLKW6	6001-9000 bittings
DLKW7	Over 9000 bittings

### Computer System Recommendations:

#### REQUIRED:

- 350 MHz processor
- 60 MB hard disk space
- Windows® 7, Vista, XP, NT, ME, 2000 or 98
- 64MB Ram
- CD drive

#### RECOMMENDED For Better Performance:

- 500 MHz or faster
- 70 MB or more
- Windows® 7, Vista, XP, NT, ME, 2000 or 98
- 64MB Ram
- CD drive

### BITTING LISTS

Paper bitting lists provided at no charge for factory corresponding keyed orders when requested at time of hardware order. An owners letter of authorization must be attached to all purchase orders. Existing key system bittings lists are also available contact key records for more information.

Experience a safer  
and more open world

1-800-727-5477 • [www.sargentlock.com](http://www.sargentlock.com)

3

# Features, Benefits & Components

## XC Series

The XC Series offers a new dimension in higher security cylinders and key control. The system features specially designed keys which operate XC Cylinders and Conventional cylinders in one key system. XC Series cylinders can be integrated into most existing SARGENT systems (contact key records for compatibility) or as a new system. Multiple security levels are available to provide key control, convenience and service that meet the demands of each installation.

SARGENT offers bump resistant cylinders that employ specially engineered patent pending pinning components designed to resist bumping while maintaining the cylinder's strength.

**The bump resistant feature is available for the following cylinders (6 pin only).**

- Mortise, Rim & Bored Cylinders: Conventional and XC (11-)

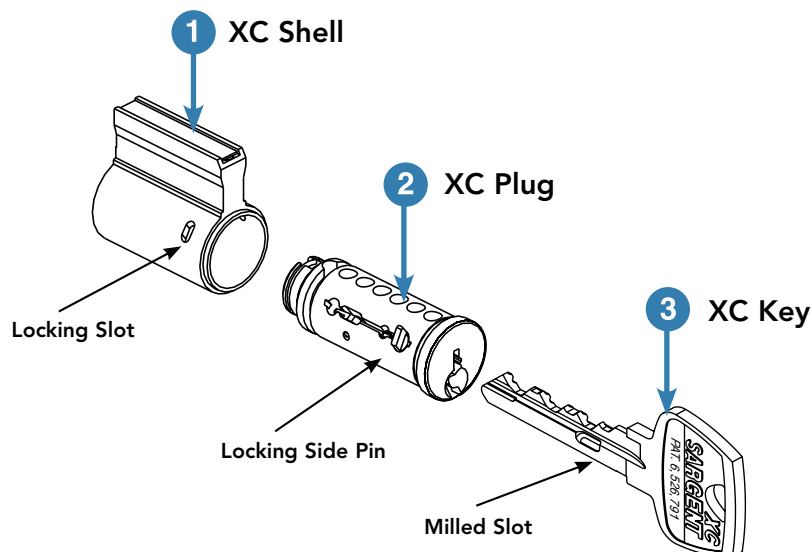
### Features

- Protected XC- 6 pin conventional cylinders, XC- large format interchangeable core cylinders and XC- 7 pin small format interchangeable core cylinders in 4A keyway along with key blanks are sold only through authorized SARGENT distributors
- Precision built to extremely close tolerances and the highest standards of quality
- Captive independent locking mechanisms are controlled by the XC key
- Standard cylinder pins are complemented by the independent XC Locking Slide Pin and activated only by the XC Key
- Available in finished locks, complete cylinder assemblies and shell/plug components
- Available in standard SARGENT keyways L and R families only
- XC keys can be cut to operate non-XC conventional cylinders
- XC key blanks can easily be cut on standard key duplicating machines
- XC Cylinders are available with Bump Resistant Pins by specifying BR- Option
- XC Cylinders can be upgraded in the field with Bump Resistant Pins with the Bump Resistant Re-pinning Kit (437BR Kit)
- Available with and for most SARGENT products in conventional, construction, SFIC and LFIC cylinders
- Consult individual product catalogs for availability

### Benefits

- 7 Pin Small Format Interchangeable Cores in SARGENT 4A & 4B keyways only
- Increased security and key control by limiting unauthorized duplication
- Versatile design for new systems; retrofits most existing key systems. Consult factory for compatibility. Easily field keyed and maintained. Ideal for new construction.
- Cost effective method to increase security of existing systems without having to install a completely new system
- Security of a system can be increased where needed without having to issue all new keys
- Maintain and expand existing key systems using similar SARGENT products
- The interchangeable core option allows for fast and easy keying without having to disassemble the lock from the door or cylinder from knob/lever
- XC also available in 6300 (LFIC) removable cores for fast, easy rekeying without disassembling the hardware. Not available with all existing hardware. Some mortise locks and rim cylinders may require modification. Only 8 Line and bored locks that use removable tail pieces will require new tail pieces. See page 8 for compatibility.
- Easily field keyed with standard pinning kits

### Components



#### 1 XC Shell\*

The locking slot in the XC shell accepts the plug's locking side pin preventing the plug from rotating when engaged. The XC key with the properly cut and side mill inserted into the plug allows the plug to rotate freely in the shell.

#### 2 XC Plug\*

The XC plug is factory loaded with captive locking side pin mechanism which extends into the XC shell, preventing rotation until a properly milled key is inserted.

#### 3 XC Keys\*

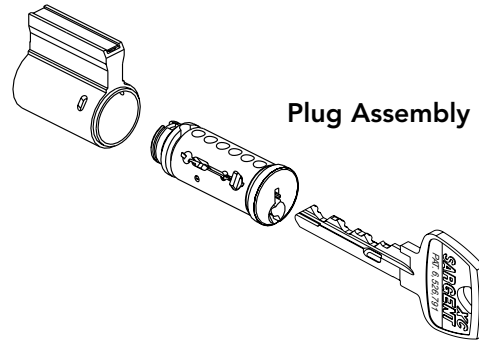
The XC key has a side milled slot to activate the locking side pin mechanism in the XC plug. The key's milled slot location is determined by keyway use. Standard key cutting can be done in the field on XC keys. The XC keys will operate standard SARGENT, non-XC cylinders. Two keys are provided standard with each cylinder.

Cylinders supplied to existing keys systems are not supplied with control, emergency of master keys unless specified on the order.

# Bored & Auxiliary Lock Cylinders

## XC Series

Shell & Slide Assembly



Plug Assembly

### Bored Locks

Locks	Complete 6 pin Assembly	Plug Assembly	Shell & Slide Assembly
T-Zone (11 Line)	11-C11-1	13-4332	13-4334
10X Line	11-C10X-1	13-4332	13-4334
10 Line	11-C10-1	13-4332	13-4334
9 Knobs***	11-C8-1	13-4331	13-4335
8 Knobs***	11-C8-1	13-4331	13-4335
8L ***	11-C10-1	13-4332	13-4334
7600 ***	11-C7600-1	13-4312	13-4339
7 Knobs***	11-C8-1	13-4331	13-4335
7 Line	11-C10-1	13-4332	13-4334
6500	11-C10-1	13-4332	13-4334
6 "B" Knob	11-C6-1B	13-4332	13-4336
6 "S", "N" Knobs	11-C6-1	13-4332	13-4336
5500	11-C5500-1	13-4328	13-4338
8X Line	11-C8X-1	13-4328	13-4338

\*\*\* Discontinued Product Line

- Available for all functions except 50 function
- Plug finishes: 4, 15, BSP

**Note: Use SARGENT 437 C pinning kit for field rekeying**

For masterkeyed orders include Keyed Order Leadsheets with keying details as found in General Information section of price book. Parts shown on this page are unique to the XC feature. These plugs and shells cannot be used with non-XC components.

For all other cylinder components, refer to the standard Cylinder & Components section.

XC 11- option not available with 10-, 22-, 51-, 52-, 82-, 83-, 84-, SC- or SE- options.

### Auxiliary Locks (Deadbolts)

Locks	Complete 6 pin Assembly	Plug Assembly	Shell & Slide Assembly
464***	11-C460-1	13-4329	13-4337
465***	11-C460-2	13-4329	13-4337
474	11-C480-1	13-4330	13-4337
475	11-C480-3	13-4330	13-4337
484	11-C480-1	13-4330	13-4337
485	11-C480-2	13-4330	13-4337
486	11-C480-3	13-4330	13-4337
487	11-C480-2	13-4330	13-4337

- Plug finishes: 4, 15, BSP

### 11 758/858 Padlock Features

- 758-Key Retaining. Key can only be removed when padlock is in locked position.
- 858-Non-Key Retaining. Key can be removed when padlock is unlocked. Key not required to relock padlock (snap locking).
- Cylinder easily removed while in the unlocked position for rekeying
- 6 pin cylinder standard
- Shackle locked by dual ball bearings
- All shackles 5/16" (8m) diameter
- Optional 11-63 XC LFIC (removable) core available

Complete Padlock	11-758/858 x Shackle height
Shackle Height (closed)	1" (25mm) standard, 2" (51mm) (-2 suffix) and 4" (102mm) (-4 suffix)
Shackle Material	Stainless steel -standard Boron hardened steel (-HS suffix) Brass chain 9" (228mm) long (-C suffix)
Cylinder assembly with tail piece	13-4584
Plug assembly	13-4332
Shell & Slide assembly	13-4334
Tail piece only	13-1230



**11-758-C Shown**  
(Optional chain shown)

**Note: XC 11- option not available with 10-, 22-, 51-, 52-, 82-, F1-82-, 83-, F1-83-, 84-, SC- or SE- options.**

Experience a safer  
and more open world

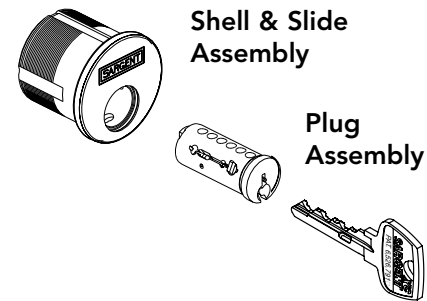
# Mortise/Rim Cylinders Rosettes & Blocking Rings

## XC Series

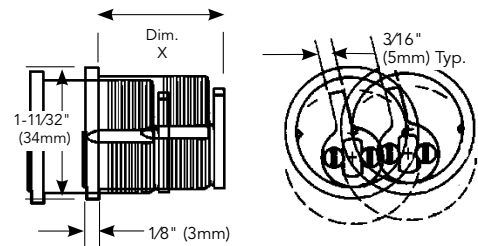
**SARGENT**  
**ASSA ABLOY**

### 11-40 Series Mortise Cylinders

Complete 6 pin Assembly	Dim. X Length Under Cylinder Head	Plug Assembly	Shell & Slide Assembly
11-41	1-1/8" (29mm)	13-4314	13-4301
11-42	1-1/4" (32mm)	13-4315	13-4302
11-43	1-3/8" (35mm)	13-4316	13-4303
11-44	1-1/2" (38mm)	13-4317	13-4304
11-46	1-3/4" (44mm)	13-4318	13-4305
11-48	2" (51mm)	13-4319	13-4306
11-50	2-1/4" (57mm)	13-4320	13-4307
11-52	2-1/2" (64mm)	13-4321	13-4308
11-54	2-3/4" (70mm)	13-4322	13-4309
11-56	3" (76mm)	13-4323	13-4310



- Cylinder: Solid brass, 1-5/32" (29mm) diameter
- Cap: Brass, bronze or stainless steel
- Available for all functions, except 50 function
- Furnished standard with No. 97 rosette and compression spring when ordered less hardware
- Optional Collars/Spacers available and ordered separately, refer to product catalogs for additional information
- Mortise cylinder assemblies that are ordered without hardware are supplied with standard SARGENT offset cam 13-0664
- Cylinder finishes: 3, 4, 9, 10, 10B, 10BE, 10BL, 14, 15, 20D, 32, 32D, BSP, WSP
- Plug finishes: 4, 15, BSP



**Note: Use SARGENT 437C pinning kit for rekeying**  
 For masterkeyed orders include Keyed Order Leadsheets with keying details as found in General Information section of price book  
 Parts shown on this page are unique to the XC feature. These plugs and shells cannot be used with non-XC components.  
 For all other cylinder components, refer to the standard Cylinder & Components section.  
 XC 11- option not available with 10-, 22-, 51-, 52-, 82-, 83-, 84-, SC- or SE- options.

### Optional Cams for 11-40 Series Mortise Cylinders\*

Standard Cam (13-0664)	#105 (13-0665)	#101 (13-0512)	#113 (13-0921)	#106 (13-0938)	#112 (13-0097)
Standard Cam 11-41 thru 11-56	Short cam for 8292 and 8216 functions inside only	Adams Rite 1850, 4700	SARGENT 4370 Series key switches	"Open" Schlage "L"	"Open" Misc.

\* Two screws are used to attach cam, if needed order P/N 01-1121

### 11-34 Rim Type Cylinders

- Complete assembly (6 pin), specify 11-34
- Plug assembly, specify 13-4312
- Shell & slide assembly, specify 13-4299
- 27/32" (21mm) screw pattern for through-bolted SARGENT exit devices
- Cylinder: Solid brass
- Cap: Brass, bronze or stainless steel
- Furnished standard with No. 97 rosette and compression spring, "break-off" screws and back plate
- Horizontal tail piece only
- Cylinder finishes: 3, 4, 9, 10, 10B, 10BE, 10BL, 15, 20D, 32, 32D, BSP, WSP
- Plug finishes: 4, 15, BSP

The 437BR Kit is used to convert existing cylinders into bump resistant cylinders. Simply replace the drivers and springs in all chambers. Each kit includes 300 pins for use in mortise/rim cylinders, 300 pins for use in KIK/KIL cylinders and 600 springs.

**432 RC** - Large Format Interchangeable Core Installation Tool  
**432 IC** - Small Format Interchangeable Core Installation Tool

- Assists in the installation of Interchangeable Core cylinder bodies
- Assists in threading the cylinder body into the mortise lock
- Used to check the function of the cylinder in the lock before installing the cylinder core

Copyright © 2004-2022, SARGENT Manufacturing Company. All rights reserved. Reproduction in whole or in part without the express written permission of SARGENT Manufacturing Company is prohibited. Patent pending and/or patent www.assaabloy.com/patents. 90106 10/22

Experience a safer  
and more open world

# 11- 6300 Series Large Format Interchangeable Cores (Removable) XC Series

**SARGENT**  
**ASSA ABLOY**

SARGENT XC 6300 Large Format Interchangeable Core (Removable) Cylinders offer a quick and easy method to change cylinders for increased security. The lock does not need to be removed from the door to rekey the opening. The XC core offers a cylinder option for full size LFIC (removable) core SARGENT cylinders.

**Note:** The XC cores will only work in SARGENT hardware ordered to accept them with the 11-60 or 11-63- or will need to be upgraded in the field. Mortise and rim cylinder housings made with shorter version posts to accept the 11-6300 core can be used without modification. Not all lever style bored locks will accept this 11-6300 core. Only products with removable tail pieces that insert in the back of the core are compatible by using with new tail pieces. Existing 480 Deadbolt Series will require conversion. See page 8 for compatibility and parts needed to upgrade existing hardware to accept the 11-6300 core.

## 11-63- Option Permanent LFIC (Removable) Core Cylinders

- SARGENT XC LFIC (Removable) Core Cylinders and Master Key Systems are available for a quick change of cylinders for increased security. It is not necessary to remove the lock from a door to rekey the opening.

This XC core offers a cylinder option for full size removable core SARGENT cylinders. These XC cores will only work in hardware ordered to accept them with the 11-60 or 11-63- or will need to be upgraded in the field. See the next page for parts needed and SARGENT hardware available for upgrading to XC 6300s.

- Special "control key" (catalog P/N X6272 CTL) is used to release a locking cam allowing immediate removal of the core
- Available for use in many SARGENT products (Exit Devices, Mortise locks, Bored locks and padlocks)
- Can be master or grandmaster keyed
- 6-Pin only
- 1 bitted available for field keying
- 1 bitted cylinders supplied with 2 key blanks, pins and springs in chambers in 3 and 4 only
- Wide variety of master key systems available
- Permanent (keyed removable) cores supplied with hardware unless specified otherwise



- Available in the following SARGENT keyway families: L & R families only.
- Finishes: 4, 15, BSP
- When ordering, use Cat # 11-6300; include finish.
- For masterkeyed orders include Keyed Order Leadsheets with keying details as found in General Information section of price book
- Request Control Key (X6272CTL) if required
- 1 bitted cylinders only pinned with pins and springs in the 3rd and 4th chambers. Two key blanks provided

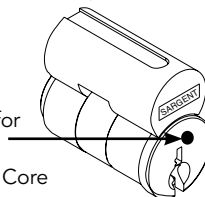
## 11- 60- Option Disposable Plastic Core



- During the construction phase in non restricted areas, disposable plastic cores can be used, eliminating use and distribution of the actual keys
- Order hardware with 11-60 to accept 11-6300 permanent cores ordered separately
- Once construction is near completion, the permanent keyed cores will be installed and the building secured; permanent keyed cores are ordered separately
- Disposable cores are typically used on interior doors
- Operate with coin or flat screw driver
- One piece design allows for easy installation
- To order plastic temp. core separately: Use p/n 13-5177

## 11- 64 Option Construction Keyed LFIC Keyed Cylinders

- The SARGENT 11-6400 LFIC brass construction core (order 11-64- Option with SARGENT products) enables doors to be locked during project construction period
- Using 11-6400 cores prevents keys for the permanent key system from becoming available during the construction process
- After construction is completed, the 11-6400 brass cores are removed and replaced with 11-6300 keyed permanent LFIC cores
- A special control key releases the locking sleeve of the cylinder core allowing immediate removal of the core
- Construction cores are all keyed alike in one KA keyset
- Furnished with 6 keys and 1 control as standard
- Plug face dimpled for easy identification



## 11-6300 Series Parts Only

- 13-4326 Plug, Finishes: 4, 15, BSP
- 13-5175 Inner Shell & Slide Assy, Finishes: 4, 15, BSP
- 13-0796 Control Sleeve
- 01-0660 Plug retaining ring
- 13-1341 Slide for Cylinders WITHOUT a box around the word SARGENT (Mfg after 3/06)

Uses the same pins and principles of 6300 cores, For pins, springs and keying kits see page 16 and 17 of conventional catalog pages 16 & 17.

## 11- 63-34 Rim Cylinder

- Housing: Solid brass
- Cap: Brass, bronze or stainless steel
- Furnished standard with No. 97 rosette and compression ring when ordered with out hardware
- Includes the same tailpiece and screw hole pattern as the #34 cylinder
- Finishes: 3, 4, 9, 10, 10B, 10BE, 10BL, 14, 15, 20D, 32, 32D, BSP, WSP

## 11-63-40 Series Mortise Cylinders

- Cylinder: Solid brass 1-5/32" (29mm) diameter
- Cap: Brass, bronze and stainless steel
- See 11-6300 cam options on page 8
- Available in the following lengths:

Cylinder #	11-63-42	11-63-43	11-63-44	11-63-46
Length	1-1/4" (32mm)	1-3/8" (35mm)	1-1/2" (38mm)	1-3/4" (44mm)



- Furnished standard with No. 97 rosette and compression ring
- Optional Collars/ Spacers available and ordered separately, refer to product catalogs for additional information
- Other SARGENT keyways available
- Finishes: 3, 4, 9, 10, 10B, 10BE, 10BL, 14, 15, 20D, 32, 32D, BSP, WSP

## 11-60- Mortise Cylinders

- 11-60-42- up to size 46 same as above, but supplied with plastic disposable plastic core

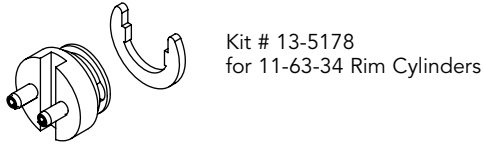
# 11-6300 Cylinder/Lock Conversion Parts

## Tools and Accessories

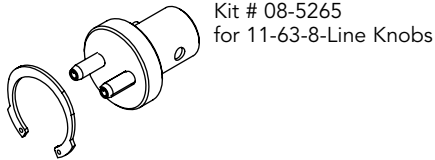
XC Series

**SARGENT**  
**ASSA ABLOY**

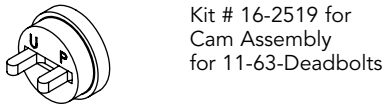
### 60-34 Rim, 8-Line and 480 Series Conversion Parts



Kit # 13-5178  
for 11-63-34 Rim Cylinders



Kit # 08-5265  
for 11-63-8-Line Knobs



Kit # 16-2519 for  
Cam Assembly  
for 11-63-Deadbolts

### Cams for 11-6300 Large Format Interchangeable (Removable) Core Mortise Cylinders (Factory assembled to housing)

- 6300 Cams are factory installed and are not removable
- 6300 Cams are not sold separately
- Specify required Cam as a suffix: 63-44-105 cam
- For Standard Cam: No Suffix is required



**Standard**  
6300 Series  
Cam



**#105**  
Cam for  
6300 Series  
16 & 92  
mortise  
function  
locks



**#115**  
Cam for  
6300 Series  
50 function  
locks



**#101**  
ADAMS  
RITE  
1850 4710



**#104**  
ADAMS  
RITE 4050,  
4150, 4250,  
4350,  
4070, 4516



**#113**  
4370 Series  
key switch



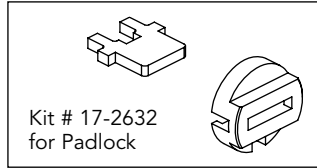
**#106**  
Schlage  
"L"



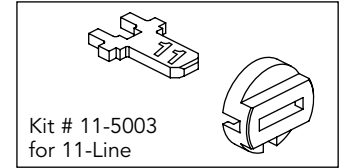
**#112**  
Wide  
Straight

### 758/858 Padlocks, 11 Line (T-Zone), 10, 7, 6500 Line

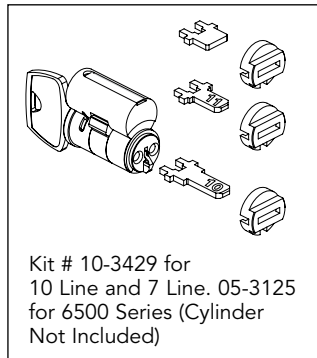
**Note:** Only locks with removable Tail Pieces can be upgraded to 11-6300 Cores



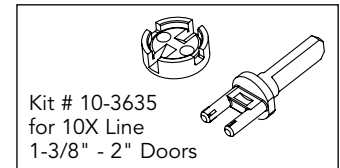
Kit # 17-2632  
for Padlock



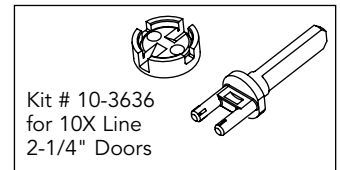
Kit # 11-5003  
for 11-Line



Kit # 10-3429 for  
10 Line and 7 Line. 05-3125  
for 6500 Series (Cylinder  
Not Included)





Kit # 10-3635  
for 10X Line  
1-3/8" - 2" Doors



Kit # 10-3636  
for 10X Line  
2-1/4" Doors

### 436-1 Slide Block Kit

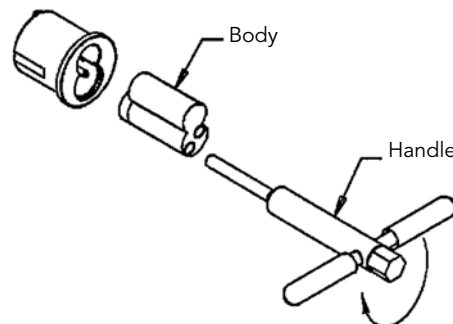
- Includes fixture and staking tool for use only with the 11- (10)- 6300 Series Cylinders manufactured after March 2006 for the ease of top loading in the field.
- The kit includes 100 each slides p/n 13-1341, Staking Block and Staking Tool.
- Cylinders manufactured after March 2006 will not include the box around the Sargent logo and can be used with this kit.



Cores  
without  
a box  
around  
the word  
"SARGENT"

### 431-6 Shear Tool

- Tool for preparing SARGENT 60-/63- mortise cylinders to accept 11-6300 XC cores
- Use Kit # 13-5178 for upgrading rim cylinders



Copyright © 2004-2022, SARGENT Manufacturing Company. All rights reserved. Reproduction in whole or in part without the express written permission of SARGENT Manufacturing Company is prohibited. Patent pending and/or patent www.assaabloydss.com/patents.

10/22  
90106



# 11-7P-7300B

## Small Format Interchangeable Cores

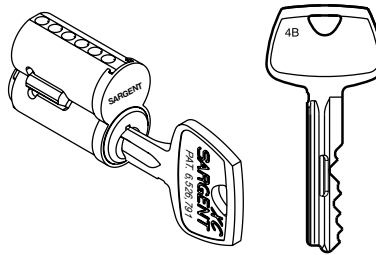
### XC Series

**SARGENT**  
**ASSA ABLOY**

#### 11-7P-7300B Series Small Format Interchangeable Core (SFIC) Cylinders: 7 Pin Only

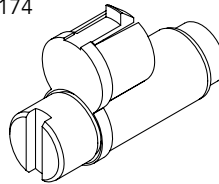
- SARGENT XC SFIC Cylinders are protected keys and cylinders for increased security. With a control key, these cylinders can be easily removed for rekeying. It is unnecessary to remove the lock from a door to rekey the opening. For use in SARGENT hardware only. Consult individual catalogs for product availability.
- SARGENT 11-7P Interchangeable Cores are available in SARGENT 4A and restricted 4B keyways
- 4A Keyway will be supplied standard on new systems
- A2 or A4 systems available
- Existing SARGENT mortise cylinders may require core mounting pin modification, use SFIC pin shear tool (p/n: 431-7)
- Existing SARGENT bored locks require new tail pieces to accept XC SFIC cores
 

T-Zone (11 Line)	11-0276
10 Line	10-3138
7 Line	10-3138
6500 Line	10-3138
- XC 11- option not available with 10-, 22-, 51-, 82-, 83-, 84-, SC- or SE- options



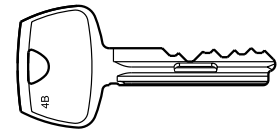
#### 11-70- Option Disposable Plastic Construction Core For SFIC

- Used for those doors that do not require key locking during construction but will be using permanent 11-7300 B cores
- Offered in 11-70-34 Rim, 11-70-43 & 11-70-46 Mortise Cylinders and many bored locks, consult product catalogs for availability
- Operate with coin or flat screw driver
- Two piece design allows for easy installation
- To order Disposable Plastic Construction Core only, specify: 13-5174



#### Key Blanks/Cut Keys (Nickel Silver)

- Available in quantities of 100 each
- Packed 50 per box
- SARGENT Keyways: 4A, Restricted 4B
- Order 11-X7285B x Keyway
- Cut Master key 11-X7285 BMK x Reg. # Control key 11-X7282B CTL x Reg #



#### 11-73-7P-34 Rim Cylinder

- Brass cylinder and housing
- Furnished with No. 97 rosette, break off screws and back plate
- Housing accepts 7 pin core only
- Mounting holes located to match SARGENT hardware
- Finishes: 3, 4, 9, 10, 10B, 10BE, 10BL, 14, 15, 20, 26, 26D, BSP, WSP



#### 11-7P-7300B Keyed Small Format Interchangeable Core

- Supplied with two nickel silver keys as standard
- Face includes SARGENT logo
- For use in SARGENT hardware only, consult individual catalogs for availability
- 11-7P-7300B (7 pin)
- If Control 11X7272 CTL or Master key 11X7282BMK is required order separately
- Finishes: 4, 15, BSP

#### 11-65-7300B Uncombined Small Format Interchangeable Core

- Cores for field keying
- No pins, springs or key blanks provided
- No logo on face
- 11-65-7P-7300B (7 pin)
- Finishes: 4, 15, BSP
- Easily field keyed with SFIC keying kits in either the A2 or A4 pinning systems

#### 431-7 Shear Tool

- Tool for preparing SARGENT 70-/73- mortise or rim cylinders to accept 11-7300B 7 pin XC core

#### 11-72-7P Option Brass Small Format Interchangeable Construction Core

- SARGENT 7200 Interchangeable 7 pin brass construction core (order 11-72- option with SARGENT products) enables doors to be locked during construction
- Using 11-7200 cores prevents permanent key system keys from becoming available during construction process
- After construction is completed, 11-7200 brass cores remove and replace with 11-7P-7300 keyed-permanent interchangeable cores
- Plug face is blue for easy identification
- Special Control key (7254B CTL) releases locking sleeve of the construction core allowing for immediate removal of the core
- Construction cores are 7 pin and keyed alike
- Six (6) construction master keys (p/n 7254B CMK) and one (1) Control key included
- Cores shipped with hardware

#### 11-73-7P-40 Series Mortise Cylinders

- Two cylinder sizes
- 11-73-7P-43, 1-3/8" (35mm) length under cylinder head (including cam)
  - 11-73-7P-43 (7 pin)
  - 11-70-43 (shell less core)
- 11-73-7P-46, 1-3/4" (44mm) length under cylinder head (including cam)
  - 11-73-7P-46 (7 pin)
  - 11-70-46 (shell less core)
- 1-5/32" (29mm) diameter housing
- Furnished with (#97) cylinder rosette as standard
- Optional Collars/Spacers available and ordered separately, refer to product catalogs for additional information
- Cam is permanently staked to housing
- Housing accepts 7 pin core only
- Mortise cylinder cams operate current SARGENT hardware
- Offered with SARGENT standard offset cam only
- Hotel Function not available
- Finishes: 3, 4, 9, 10, 10B, 10BL, 14, 15, 20, 20D, 26, 26D, BSP, WSP



Experience a safer  
and more open world

1-800-727-5477 • [www.sargentlock.com](http://www.sargentlock.com)

9

Copyright © 2004-2022, SARGENT Manufacturing Company. All rights reserved. Reproduction in whole or in part without the express written permission of SARGENT Manufacturing Company is prohibited. Patent pending and/or patent www.assaabloydss.com/patents.

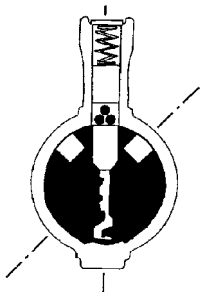
10/22 90106

Cylinders ordered with construction keying will receive the 21- option Lost Ball feature. With this option, construction keying is obtained without the nuisance of going back to each cylinder and removing the construction split key when the building is turned over. The 21- cylinder is master keyed with small ball bearings in one of the chambers. The 21- plug is drilled in two places on each side of the chamber containing the balls. While the building is under construction, the master key to be used, the balls remain in the chamber above the plug.

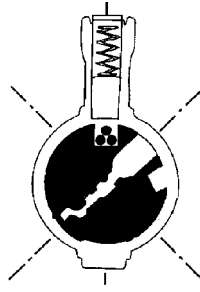
Voiding the construction master key is accomplished by simply using the Change key, which allow the balls to fall into one of the holes on either side of the chamber. The construction master key will no longer operate the cylinder.

### To Void Construction Key

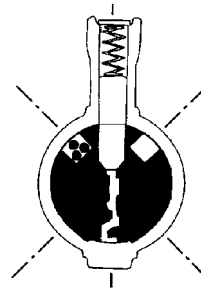
**Note:** Ball bearings shown are for illustration purposes only. They do not stack, they align next to each other and lay flat.



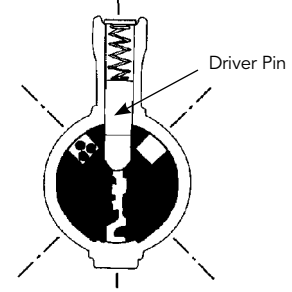
In this view, the Change Key is inserted into the cylinder's plug to void the Construction Master Key. The Change Key raises the three balls above the plug.



As the Change Key is rotated, the three construction balls fall into one of the holes in the plug.



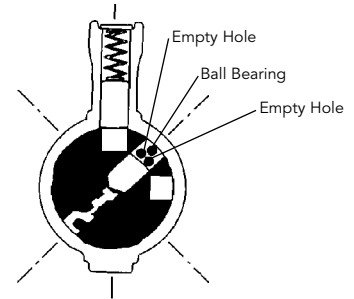
The Change Key is then rotated to the vertical position for extraction.



If the Construction Master Key is inserted (as shown) after being voided, it will not rotate because Driver pin now extends into the plug chamber. This prevents it from rotating and voids the Construction Master Key.

Orders with 21- will have all change keys shipped separately from hardware.

- 21- is not available with removable core (5100, 6300 or 7300)
- Use 11-72 option for construction keying for 11-7300 cores
- 21- replaces the 22- split key, which is only available as an addition to existing 22- master keyed systems
- Use 11- 64- option cores for XC- removable core cylinders
- #439 Lost Ball Rekeying Kit allows for Field construction of 21- lost ball keying
- #439 kit includes a drilling block, knurled pin, 500 balls and drill with collar



Shown above is a cross section of a 21-Option Lost Ball Cylinder with the Construction Master Key inserted and rotated.

The ball bearings lie flat with one positioned behind the other. They are not stacked.

### No. 1KB Rosette



- KB Series Rosette - supplied standard with 8200 Mortise Locks and are used with mortise cylinders and No. 90 blocking rings when cylinders project from door
- Optional Collars/Spacers available and ordered separately, refer to product catalogs for additional information
- 1-1/2" (38mm) diameter (includes compression spring)
- Projection from door:
 

1KB-1	5/16" (8mm)
1KB-2	7/16" (11mm)
1KB-3	9/16" (14mm)
1KB-4	11/16" 16mm

### No. 90 Blocking Ring



- No. 97 Rosette - supplied standard with 7900 Mortise Locks, Exit Device with pulls and cylinders ordered separately from hardware
- Optional Collars/Spacers available and ordered separately, refer to product catalogs for additional information
- 1-11/16" diameter (43mm), 9/32" (7mm) projection (includes compression spring)

**Note:**

Parts shown on this page are unique to the XC feature. These plugs and shells cannot be used with non-XC components. For all other cylinder components, refer to the standard Cylinder & Components section. XC 11- option not available with 10-, 22-, 51-, 52-, 82-, 83-, 84-, 5C- or SE- options.

### No. 97 Rosette



- Standard for cylinders ordered separately from hardware
- 1-11/16" diameter (43mm), 9/32" (7mm) projection (includes compression spring)



### Visual Key Control (Stamping)

To allow for easier key and cylinder identification, SARGENT offers the option for permanent stamping of keys and/or cylinder with industry standard alpha-numeric keyset symbols.

Non-visual key control stamped change (day) keys include bitting numbers as standard, (Item A) unless specified in keying order lead sheet submitted with order requesting to be omitted and key set substituted.

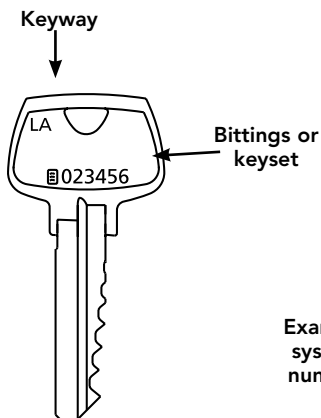
SFIC and Signature change keys are stamped with key set symbols as standard.

Master level keys do not include bitting numbers. Master level keys include system register numbers stamped on the first line, and the standard visual key control designations on the second line (Item B).

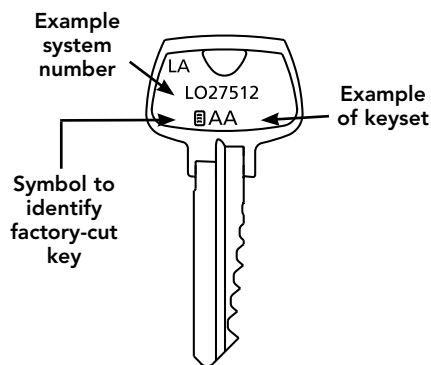
#### Up to 7 characters available for permanent stamping for Visual Key Control

- Key and cylinder identified by industry standard alpha-numeric keyset symbols
- Concealed stamping on mortise and rim cylinders and bored lock cylinders available on the slide only (Item D or I)
- Cylinder-slide stamping available on 5100 and 6300 SARGENT LFIC (removable) cores, bored lock, mortise/rim cylinders (Item E, I D)
- Core side engraving available for 7300B Series up to 7 characters (Item F)
- Special key stampings available, such as "DO NOT DUPLICATE" or "CITY OF PHOENIX"
- XC and Signature cylinders not available with visual plug stamping
- XC and Signature cylinders available with only concealed slide stamping (Item D, E and I) only
- Signature LFIC 10-6300 available with cylinder slide stamping (Item E)

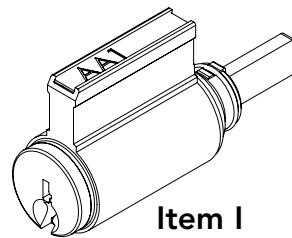
**Note:** SARGENT will stamp alternate identity codes on cylinders and/or keys whenever requested. This alternate stamping can not be different if both are to be stamped. Master Level Keys can also be stamped with a single alternate code



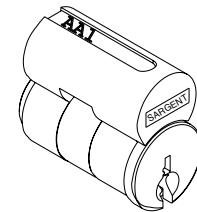
**Item A**  
Change (Day)  
Key Stamping



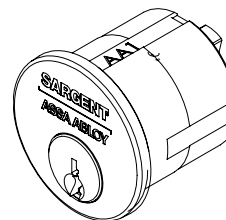
**Item B**  
Master Level  
Key Stamping



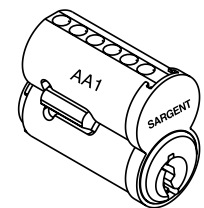
**Item I**



**Item E**



**Item D**



**Item F**

Copyright © 2004-2022, SARGENT Manufacturing Company. All rights reserved. Reproduction in whole or in part without the express written permission of SARGENT Manufacturing Company is prohibited. Patent pending and/or patent www.assaabloydss.com/patents.

90106 10/22

### Tamper Proof Packaging

For the highest level of security for the end user, Tamper Proof Packaging is used on all Master Keys, Signature key blanks and all restricted key blanks. This heat sealed shrink wrap identified with "SARGENT Sealed For Your Security" provides assurance of the integrity of the factory generated key system.

### Architectural Specifications

#### 2.0 Cylinders, Key, and Keying – Standard Cylinders and 6300 Large Format Interchangeable Core (Removable)

A. Acceptable Manufacturer and Series (No Substitutions):

Manufacturer	Series
SARGENT	XC

B. Provide cylinders and LFIC cores that require a key which are protected from unauthorized manufacture and distribution.

C. The key design and tolerances shall permit the cutting of keys with standard code or duplicating machines. The requirement for a single-purpose or keyway-specific cutting or duplicating machine shall not be allowed.

D. The key design and tolerances shall permit the use of keys and cylinders in existing key systems having similar keyways and sections.

E. Provide 6 masterkeys for each masterkey set. Provide 2 change keys for each lock. Stamp keys "DO NOT DUPLICATE".

F. Key blanks shall only be shipped to end-user locations upon written documentation from authorized purchasing personnel and for specified number of keys only.

G. Submit proposed keying schedule to Architect. If requested, meet with Owner and Architect to review schedule.

H. Deliver all permanent key blanks and other security keys direct to Owner's representative from SARGENT Manufacturing via secure courier, return receipt requested. Failure to properly comply with these requirements may be cause to require replacement of all or any part of the cylinders and keys involved as deemed necessary at no additional cost to the Owner.

#### 2.1 Cylinders, Key, and Keying – 7300 Small Format Interchangeable Core

A. Acceptable Manufacturer and Series (No Substitutions):

Manufacturer	Series
SARGENT	XC

B. Provide 7-pin small format interchangeable core (SFIC) cylinders.

C. Provide cylinders and keys protected from unauthorized manufacture and distribution.

D. The key design and tolerances shall permit the cutting of keys with standard code or duplicating machines. The requirement for a single-purpose or keyway-specific cutting or duplicating machine shall not be allowed.

E. The key design and tolerances shall permit the use of keys and cylinders in existing key systems having similar keyways and sections.

F. Provide 6 masterkeys for each masterkey set. Provide 2 change keys for each lock. Provide 2 control keys for core removal. Stamp keys "DO NOT DUPLICATE".

G. Key blanks shall only be shipped to end-user locations upon written documentation from authorized purchasing personnel and for specified number of keys only.

H. Submit proposed keying schedule to Architect. If requested, meet with Owner and Architect to review schedule.

I. Deliver all permanent key blanks and other security keys direct to Owner's representative from SARGENT Manufacturing via secure courier, return receipt requested. Failure to properly comply with these requirements may be cause to require replacement of all or any part of the cylinders and keys involved as deemed necessary at no additional cost to the Owner.

Finish Ordered	Plug/Shell	Cylinder Housing (Mortise/Rim)
03	04	03
04		04
09		09
10		10
10B		10B
10BE		10BE
722		722
14	15	14
15		15
26		26
26D		26D
32		32
32D		32D
WSP		WSP
BSP	BSP	BSP

### How to Order

Options are used to identify optional features which are added or part of a SARGENT product.

XC Cylinders are available by specifying 11- prior to the product description. Mortise example: 11-8226 LNL x 32D and 10 Line example: 11-10G05 LL x 32D, etc.

XC- Cylinders are also available as Bump Resistant by specifying BR-11-. Mortise example: BR-11-8237 LNL x 32D and 10 Line example: BR-11-10G05 LL x 32D, etc.

If other options are being ordered, list options in numerical order: 11-73-7P-10G05, 11-21-8226 x 32D, etc.

The ASSA ABLOY Group is the global leader in access solutions. Every day, we help billions of people experience a more open world.

ASSA ABLOY Opening Solutions leads the development within door openings and products for access solutions in homes, businesses and institutions. Our offering includes doors, frames, door and window hardware, mechanical and smart locks, access control and service.



SARGENT Manufacturing Company  
100 Sargent Drive  
New Haven, CT 06511 USA  
800-727-5477  
[www.sargentlock.com](http://www.sargentlock.com)

Founded in the early 1800s, SARGENT® is a market leader in locksets, cylinders, door closers, exit devices, electro-mechanical products and access control systems for new construction, renovation, and replacement applications. The company's customer base includes commercial construction, institutional, and industrial markets.

Copyright © 2004-2022, SARGENT Manufacturing Company. All rights reserved. Reproduction in whole or in part without the express written permission of SARGENT Manufacturing Company is prohibited. Patent pending and/or patent [www.assaabloydss.com/patents](http://www.assaabloydss.com/patents).