



# CO-100

## Standalone electronic lock



Images shown are not to scale.

## Overview

The CO Series provides ideal solutions for customers seeking the added security and convenience of electronic access control without the cost or complexity of a fully networked system. Within this group is CO-100, a standalone lock that is manually programmable. User rights are stored on the lock with unique PIN codes assigned to each user. This minimizes the number of mechanical keys issued which protects the integrity of your key system. PIN codes can be easily added or deleted at anytime, right at the door.

The CO-100 from Schlage is versatile enough to use anywhere. CO-100 privacy function locks can be programmed to show occupancy indication for applications such as dressing areas or bathrooms. And office/classroom function locks can be set up for remote release making them perfect for vestibules or waiting rooms.

Cylindrical, mortise, mortise deadbolt, and exit trim chassis options are available. The series is compatible with many popular brands of exit devices and offered in a wide variety of finishes and levers to suite with your existing hardware. Mechanical key override is standard and compatible with multiple cylinder types.

CO Series has been tested to the highest standards in the industry to ensure the quality and reliability you have come to expect from Schlage. The CO Series is ANSI/BHMA A156.25, ANSI/BHMA Grade 1 certified and UL 294 Listed.

## Features and benefits

- Manually programmable
- Up to 500 unique 3-6 digit PIN codes stored on the lock
- ANSI/BHMA A156.25, ANSI/BHMA Grade 1 certified, UL 294 and UL 10C listed, hurricane wind and impact rated<sup>1</sup>
- Storeroom, office/classroom and privacy functions available
- Chassis options include cylindrical, mortise, and exit trim
- Compatible with most major brands of key systems and exit devices
- Hard wired, remote release push button capability<sup>2</sup>
- Programmable option for lighted occupancy indication<sup>3</sup>
- Three levels of user authority
- Normal, toggle, pass through, and freeze credential attributes available
- LED indicator visually communicates lock status

<sup>1</sup> Applies to cylindrical and mortise chassis only.

<sup>2</sup> Available on office function locks manufactured after 1/1/2018 with firmware version 2.6.2 or higher.

<sup>3</sup> Available on privacy function locks manufactured after 9/30/2018 with firmware version 2.7.0 or higher.

## CO-100 electronic lock specifications

Users	500
Credential verification time (keypad only)	≤ 1 second
Visual/audible communications	Tri-colored LED's and audible indicators
Power supply	4 AA batteries (standard off the shelf; included)
Battery life	Up to 2 yrs with 4 AA batteries
Operating temperature	Exterior: -31° to 151°F (-35° to 66°C) Interior: -31° to 151°F (-35° to 66°C)
Operating humidity	0 - 100% non-condensing
Certifications	ANSI/BHMA A156.25, ANSI/BHMA Grade 1; UL 294; ULC S319; UL 10C 3 hour; FCC Part 15; Industry Canada (IC); ADA compliant Cylindrical and mortise chassis only: TDI DR-464, DR-465; FL12400, FL4613, FL1592, FL13013, FL14482 Mortise chassis only: FL3905

### Functions

- Storeroom
- Office/classroom
- Privacy

### Standard status signals

- Battery status—indicated by flashing LED lights
- Access granted/access denied
- Programming commands
- Occupied—indicated by red LED light (privacy function only)

## Programming and use options

Function code	User level	Description
PIN <sup>1</sup>	Basic	Unlocks the lock momentarily when in a normally secured state.
Programming	Manager/administrator	Initiates all programming actions (can be changed by administrator)
User changes	Manager/administrator	Assigns or deletes user PINs for the lock
Toggle	Manager/administrator	Changes the lock to an unlocked state and back when desired
Freeze	Administrator	Maintains the lock in current state until code is re-entered (cannot be toggled)
Pass through	Administrator	Unlocks the lock momentarily regardless of current state
Other	Administrator	Includes change relock delay period; change PIN length; disable/enable beeper; disable/enable remote release <sup>2</sup> ; disable/enable LED occupancy indication <sup>3</sup>

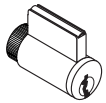
<sup>1</sup> Credentials can be 3-6 digits in length.

<sup>2</sup> Remote release feature available on office function only.

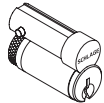
<sup>3</sup> Occupancy indication feature available on privacy function only.

## Mechanical specifications

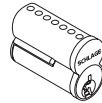
Chassis	Cylindrical	Mortise	Exit trim
Handing	Handed to order, field reversible		
ANSI standard (Meets or exceeds)	A156.25 A156.2 Series 4000 Grade 1	A156.25 A156.13 Series 1000 Grade 1	A156.25 A156.3
Door thickness	1 3/4" standard, 1 3/8" to 2 3/4" optional (available in 1/8" increments)		
Backset	Standard: 2 3/4" Optional: 2 3/8", 3 3/4", 5"	2 3/4" only	Defined by exit device
Latch bolt	Standard: 1/2" throw Optional: 3/4" throw	Standard: 3/4" throw	Provided by exit device
Levers	Pressure cast zinc, plated		
Strike	Standard: 1 3/16" lip, ANSI, 1 1/4" x 4 7/8" Optional: Additional configurations available please see price book		Provided by exit device
Cylinder and keys	Schlage 6-pin Everest 29 S123 keyway Conventional cylinder with two patented keys standard. Additional options available including SFIC, FSIC and competitor brands. See lever and cylinder compatibility data sheet (010432)		
Exit device compatibility	See CO Series exit trim compatibility data sheet (004183)		



Conventional cylinder

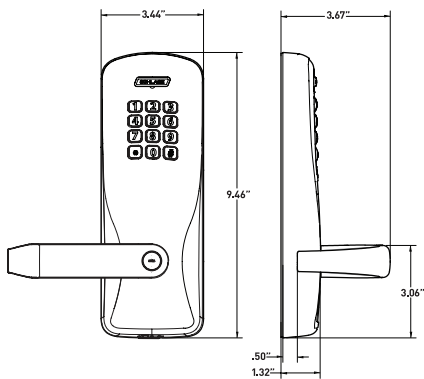


Full Size Interchangeable Core

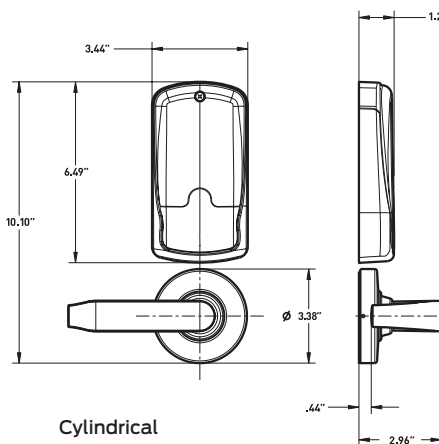


Small Format Interchangeable Core

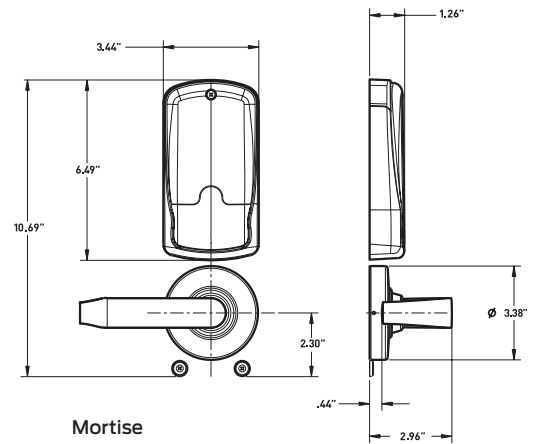
### Exterior of the lock



### Interior of the lock



Cylindrical



Mortise

# Ordering information

Available through one of our GSA schedule 84 approved distributions

Required fields							Factory defaults and options					
CO-100	CY-70	KP-SPA	-626	-P6	-S123	-RH	-13	-049	-10	-025	-1	3/4
Series	Class	Chassis	Function	Reader	Lever style	Finish	Lever cylinder	Keying type	Handing	Backset and latch	Strike	Door thickness
1	2	3	4	5	6	7	8	9	10	11	12	13

Selections correspond with the numbers above

Standard options are indicated in bold. See price book for specific configuration options.

3	Chassis
CY	Cylindrical
MS	Mortise
993R	Exit trim – Rim/CVR/CVC
993S	Exit trim – SVR
993M	Exit trim – mortise
993DT	Exit dummy trim
4	Function
70	Storeroom
50	Office/classroom
40	Privacy
5	Reader
KP	Keypad
6	Lever
ATH	Athens
BRK	Boardwalk
BRW	Broadway
LAT	Latitude
LON	Longitude
RHO	Rhodes
SPA	Sparta
TLR	Tubular

Available with tactile warning options

7	Finish
<b>626</b>	<b>Satin chrome</b>
605	Bright brass
606	Satin brass
612	Satin bronze
619	Satin nickel
625	Bright chrome
643e	Aged bronze
626AM	Satin chrome antimicrobial

8	Lever cylinder type
<b>P6</b>	<b>Schlage 6-pin Conventional key-in-lever cylinder</b>

See price book for other SFIC, FSIC and less cylinder options available. Compatible with Schlage, Sargent, Corbin, Medeco and Yale.

9	Keyway type
<b>S123</b>	<b>Everest 29</b>

See price book for other available keyway options including restricted keyways in Primus XP high security cylinders and master keying

10	Handing
<b>RH</b>	<b>Right handed</b>
RHR	Right handed reverse
LH	Left handed
LHR	Left handed reverse

Field reversible

11	Backset and latch or armor front
----	----------------------------------

Cylindrical	
13-247	2 3/4" backset, deadlatch, square corner, 1 1/8" x 2 1/4"
Mortise	
09-663	Armor front, 1 1/4" wide, square corner

12	Strike
----	--------

Cylindrical	
10-025	1 3/16" lip, ANSI, no box, 1 1/4" x 4 7/8"
Mortise	
10-072	1 3/16" lip, 1 1/4" x 4 7/8" square corner, box

See price book for other available strikes

13	Door thickness
----	----------------

<b>1 3/4"</b>
Other thicknesses available between 1 3/8" and 2 3/4"

See price book for details

## Finishes

Warm tone finishes



605

Bright Brass



606

Satin Brass



612

Satin Bronze



643e

Aged Bronze

Cool tone finishes



619

Satin Nickel



625

Bright Chrome



626

Satin Chrome




626am

Satin Chrome Antimicrobial

Allegion, the Allegion logo, Schlage, the Schlage logo, Von Duprin and Falcon are trademarks of Allegion plc, its subsidiaries and/or affiliates in the United States and other countries. All other trademarks are the property of their respective owners.

## Lever styles


Conventional cylinders shown, SFIC and FSIC also available.




Athens




Boardwalk



Broadway



Latitude




Longitude



Rhodes



Sparta



Tubular

## About Allegion

Allegion (NYSE: ALLE) is a global pioneer in seamless access, with leading brands like CISA®, Interflex®, LCN®, Schlage®, SimonsVoss® and Von Duprin®. Focusing on security around the door and adjacent areas, Allegion secures people and assets with a range of solutions for homes, businesses, schools and institutions.

For more, visit [www.allegion.com](http://www.allegion.com)

KRYPTONITE ■ LCN ■ **SCHLAGE** ■ STEELCRAFT ■ VON DUPRIN



© 2023 Allegion  
004186, Rev. 07/23  
[www.allegion.com/us](http://www.allegion.com/us)